

2016-17 IUPUI JAGUARS BASKETBALL



SCHEDULE/RESULTS (0-0, 0-0 SUMMIT)

Date	Opponent	Result/Time
Nov. 4	#St. Joseph's College	W, 87-74
Nov. 11	at Eastern Kentucky	8:00 pm
Nov. 13	^at Michigan	12:00 pm
Nov. 18	^Howard	2:00 pm
Nov. 19	^Gardner-Webb/E. Michigan	1:00 pm
Nov. 22	^at Marquette	7:30 pm
Nov. 26	at SIUE	1:00 pm
Nov. 30	at Illinois State	7:00 pm
Dec. 3	at Ball State	2:00 pm
Dec. 6	at Illinois	8:00 pm
Dec. 10	at Miami (Ohio)	3:30 pm
Dec. 12	Urbana	7:00 pm
Dec. 17	at Southern Utah	6:00 pm
Dec. 20	at Northwestern	8:00 pm
Dec. 28	Marian	7:00 pm
Dec. 31	*Western Illinois	1:00 pm
Jan. 5	*at North Dakota State	8:00 pm
Jan. 7	*at South Dakota	4:15 pm
Jan. 11	*Omaha	7:00 pm
Jan. 14	*at Oral Roberts	4:00 pm
Jan. 18	*South Dakota State	7:00 pm
Jan. 21	*Denver	1:00 pm
Jan. 25	*at Fort Wayne	7:30 pm
Jan. 28	*at Western Illinois	8:00 pm
Feb. 1	*North Dakota State	7:00 pm
Feb. 8	*at Omaha	8:00 pm
Feb. 11	*Oral Roberts	7:00 pm
Feb. 15	*at South Dakota State	8:00 pm
Feb. 19	*at Denver	3:00 pm
Feb. 23	*Fort Wayne	7:00 pm
Feb. 25	*South Dakota	7:00 pm
Mar. 4-5	Summit League Quarters	tba
Mar. 6	Summit League Semis	tba
Mar. 7	Summit League Finals	tba

denotes exhibition
^ part of 2K Classic (campus sites)
* denotes Summit League games
& denotes Summit League Tournament games

MEDIA COVERAGE

TV: none
Video Stream: none
Radio: IUPUIJags.com
Morgan Adcock (pxp)
Live Stats: EKUSports.com
Twitter: @IUPUIJaguars / @IUPUIMensBball

MBB CONTACT

Ed Holdaway - IUPUI Assistant AD
Email: eholdawa@iupui.edu
Twitter: @EdHoldaway
Cell: 317-908-2645

'03 NCAA TOURNAMENT, 2010 CBI

EASTERN KENTUCKY (0-0) vs.

IUPUI (0-0)

Friday, November 11, 2016 - 8:00 p.m. Eastern - Richmond, Ky. / McBrayer Arena (6,500)

ABOUT THE SERIES


All-Time Record: EKU leads the all-time series 2-1

Last Meeting: Dec. 13, 2014 - Eastern Kentucky 73, IUPUI 64 in Indianapolis

Streak: EKU has won 1

Gardner vs. Foe: 0-1

THE JAGUARS (EXHIBITION STATS)



PROBABLE STARTERS (based on last game)

No.	Name	Yr.	Pos.	Ht.	Hometown	PPG	RPG	APG	FG%	3FG%	FT%
0	Darell Combs	Sr.	G	6-2	Chicago, Ill.	14.0	4.0	2.0	.286	.400	1.000
5	Kellon Thomas	Sr.	G	5-11	Indianapolis, Ind.	8.0	2.0	3.0	.143	.000	.857
15	Matt O'Leary	Sr.	F	6-8	Terre Haute, Ind.	8.0	7.0	3.0	1.000	---	1.000
24	Evan Hall	So.	F	6-7	Hindman, Ky.	8.0	7.0	0.0	.800	---	.000
25	Ron Patterson	Jr.	G	6-2	Indianapolis, Ind.	14.0	6.0	0.0	.714	.750	1.000

OFF THE BENCH

1	T.J. Henderson	So.	G	6-0	Indianapolis, Ind.	8.0	2.0	4.0	.375	.200	1.000
2	Anthony Jones	Fr.	G	6-5	Indianapolis, Ind.	0.0	3.0	2.0	---	---	---
11	Josh James	Sr.	F/C	6-9	Cedar Lake, Ind.	8.0	5.0	0.0	.750	---	1.000
12	Chad Hudson	Fr.	G	5-11	Jeffersonville, Ind.	0.0	0.0	0.0	---	---	.000
20	Grant Sinn	So.	G	6-2	Spencerville, Ind.	0.0	1.0	0.0	---	---	---
22	D.J. McCall	So.	G	6-6	Fort Wayne, Ind.	0.0	3.0	4.0	---	---	---
32	Elyjah Goss	Fr.	F	6-7	Bolingbrook, Ill.	6.0	5.0	0.0	.400	.000	1.000
33	Giovanni Fraser	Fr.	F	6-8	Coral Springs, Fla.	---	---	---	---	---	---
35	Noah Thomas	R-Fr.	F/C	6-9	Whitestown, Ind.	0.0	0.0	0.0	---	---	---
40	Evan Borgman	Fr.	F	6-9	Batesville, Ind.	5.0	0.0	1.0	1.000	1.000	---
45	Aaron Brennan	Jr.	F	6-6	Noblesville, Ind.	8.0	2.0	1.0	.400	.000	.667

QUICK HITTERS

- This marks the 45th season of IUPUI basketball and the 19th the Jaguars have competed at the NCAA Division I level.
- Head Coach **Jason Gardner** is the eighth head coach in the history of the program and is in his third year at the helm. The former Indiana Mr. Basketball and Arizona-star enters today with an 23-40 career record (15-17 in the Summit).
- IUPUI was picked to finish fifth in The Summit League according to the preseason polls, including one of the 32 first-place votes. The Jags trailed fourth-place Omaha by just 21 points, but easily cleared sixth-place Oral Roberts by 132 points.
- Senior guard **Darell Combs** was voted preseason First Team All-Summit League by the league's coaches after being picked to the league's All-Newcomer Team and Second Team All-League last season. Combs averaged a team-high 16.3 points and made 58 threes last year after sitting the previous season as a transfer. He closed his junior year with back-to-back 30+ scoring games (32 against USD on 2/25 and 31 against Fort Wayne on 2/27), becoming the first IUPUI player to do so since **George Hill** in January 2008.
- Determined to rebuild the program with Indiana kids, Gardner has stayed true to his word as 13 of the team's 17 players hail from the Hoosier State this season. Five (**T.J. Henderson**, **Anthony Jones**, **Ron Patterson**, **Nick Rogers** and **Kellon Thomas**) are from Indianapolis.
- IUPUI will continue to rely heavily on the transfer market this year as the Jags' top two returners (Combs & **Matt O'Leary**) and transfers and two others (Patterson & K. Thomas) will log heavy minutes. Another (Rogers) will be waiting in the wings after transferring in from Toledo.

2016-17 ROSTER

NUMERIC ROSTER

##	Name	Pos.	Ht.	Wt.	Yr.	Hometown/High School (Previous)
0	Darell Combs	G	6-2	195	Sr.	Chicago, Ill./Thornwood (Eastern Michigan)
1	T.J. Henderson	G	6-0	160	So.	Indianapolis, Ind./Scecina
2	Anthony Jones	G	6-5	210	Fr.	Indianapolis, Ind./Speedway
5	Kellon Thomas	G	5-11	190	Gr.	Indianapolis, Ind./Southport (Kent State)
10	# Nick Rogers	G	6-1	170	So.	Indianapolis, Ind./Traders Point Academy (Toledo)
11	Josh James	F/C	6-9	225	Sr.	Cedar Lake, Ind./Andrean/Quakerdale [Iowa] Prep
12	Chad Hudson	G	5-11	175	Fr.	Jeffersonville, Ind./Don Bosco Prep
15	Matt O'Leary	F	6-8	225	Sr.	Terre Haute, Ind./Terre Haute North Vigo (Loyola)
20	Grant Sinn	G	6-2	180	So.	Spencerville, Ind./Fort Wayne Canterbury (North Park)
22	D.J. McCall	G	6-6	190	So.	Fort Wayne, Ind./Concordia Lutheran
24	Evan Hall	F	6-7	200	So.	Hindman, Ky./Knott County Central
25	Ron Patterson	G	6-2	200	Jr.	Indianapolis, Ind./Broad Ripple (Syracuse)
32	Elyjah Goss	F	6-7	190	Fr.	Bolingbrook, Ill./Plainfield East
33	Giovanni Fraser	F	6-8	235	Fr.	Coral Springs, Fla./Coral Springs Charter
35	Noah Thomas	F/C	6-9	235	R-Fr.	Whitestown, Ind./Bridgton [Maine] Academy
40	Evan Borgman	F	6-9	205	Fr.	Batesville, Ind./Jac-Cen-Del
45	Aaron Brennan	F	6-6	225	Jr.	Noblesville, Ind./Guerin Catholic

will sit out the 2016-17 season as a Division I transfer; ^ expected to redshirt the 2016-17 season

COACHING STAFF

Head Coach:	Jason Gardner
Alma Mater:	Arizona, '11
Career Record:	(23-40; 3rd season)
IUPUI Record:	(23-40; 3rd season)
Summit Record:	(15-17; 3rd season)
Associate Head Coach:	Matt Crenshaw
Alma Mater:	IUPUI, '04
Assistant Coach:	Scott Gillespie
Alma Mater:	Ripon College, '11
Assistant Coach:	Roy Hairston
Alma Mater:	Purdue, '97
Senior Advisor:	Andy Fagan
Alma Mater:	Indiana, '01
Strength Coach:	Jason Quarles
Alma Mater:	IUPUI, '12
Athletic Trainer:	Emily Nibbelink
Alma Mater:	Kansas, '05

PRONUNCIATION GUIDE

DARELL Combs (duh-RELL)

RADIO / TV ROSTER



#0 - DARELL COMBS
6-2 // Sr. // G
Chicago, Ill.




#1 - T.J. HENDERSON
6-0 // So. // G
Indianapolis, Ind.




#2 - ANTHONY JONES
6-5 // Fr. // G
Indianapolis, Ind.



#5 - KELLON THOMAS
5-11 // Gr. // G
Indianapolis, Ind.




#10 - NICK ROGERS
6-1 // So. // G
Indianapolis, Ind.



#11 - JOSH JAMES
6-9 // Sr. // F/C
Cedar Lake, Ind.



#12 - CHAD HUDSON
5-11 // Fr. // G
Jeffersonville, Ind.



#15 - MATT O'LEARY
6-8 // Sr. // F
Terre Haute, Ind.



#20 - GRANT SINN
6-2 // So. // G
Spencerville, Ind.



#22 - D.J. McCALL
6-6 // So. // G
Fort Wayne, Ind.



#24 - EVAN HALL
6-7 // So. // F
Hindman, Ky.




#25 - RON PATTERSON
6-2 // Jr. // G
Indianapolis, Ind.




#32 - ELYJAH GOSS
6-7 // Fr. // F
Bolingbrook, Ill.



#33 - GIOVANNI FRASER
6-8 // Fr. // F
Coral Springs, Fla.



#35 - NOAH THOMAS
6-9 // R-Fr. // F/C
Whitestown, Ind.



#40 - EVAN BORGMAN
6-9 // Fr. // F
Batesville, Ind.



#45 - AARON BRENNAN
6-6 // Jr. // F
Noblesville, Ind.



JASON GARDNER
Head Coach
3rd season

POLLS

ASSOCIATED PRESS

Preseason (Oct. 31)

Rank	Team (1st)
1	Duke (58)
2	Kentucky (2)
3	Kansas
4	Villanova (4)
5	Oregon (1)
6	North Carolina
7	Xavier
8	Virginia
9	Wisconsin
10	Arizona
11	Indiana
12	Michigan State
13	Louisville
14	Gonzaga
15	Purdue
16	UCLA
17	Saint Mary's
18	Connecticut
19	Syracuse
20	West Virginia
21	Texas
22	Creighton
23	Rhode Island
24	Iowa State
25	Maryland

Others Receiving Votes:

Cincinnati 110, Dayton 98, Florida State 88, California 74, San Diego State 48, Miami 35, NC State 29, Butler 21, Wichita St 21, Ohio State 18, Virginia Tech 18, Florida 18, Texas A&M 14, Mississippi State 14, Oklahoma 11, Colorado 10, **Michigan 8**, Monmouth 7, Notre Dame 6, Washington 5, Seton Hall 5, Princeton 2, Ohio 1, Vanderbilt 1, Harvard 1

COACHES

Week 17 (Feb. 29)

Rank	Team (1st)
1	Duke (27)
2	Kansas (1)
3	Villanova (1)
4	Kentucky (2)
5	Oregon (1)
6	North Carolina
7	Virginia
8	Xavier
9	Michigan State
10	Wisconsin
11	Arizona
12	Indiana
13	Gonzaga
14	Louisville
15	Purdue
16	Connecticut
17	Syracuse
18	West Virginia
19	Saint Mary's
20	UCLA
21	Maryland
22	Texas
23	Creighton
24	Rhode Island
25	Cincinnati

Others Receiving Votes:

Florida State 65, Iowa State 56, California 43, Miami 35, Dayton 34, Oklahoma 33, Seton Hall 24, Texas A&M 22, Notre Dame 18, San Diego State 17, Virginia Tech 16, Wichita St 15, Butler 14, USC 14, Ohio State 12, Colorado 11, Florida 11, Clemson 11, **Michigan 10**, Pittsburgh 7, Georgia 6, Yale 6, VCU 6, Chattanooga 5, Washington 4, Kansas State 3, Nevada 3, Davidson 2, Valparaiso 2, Arkansas 2, Utah 1, SMU 1

MID-MAJOR TOP 25

Week 17 (Feb. 29)

Rk	Team (1st)	Record	Pts.	Prev.	Conf.
1.	Gonzaga (22)	0-0	754	-	West Coast
2.	Saint Mary's (8)	0-0	745	-	West Coast
3.	Wichita State	0-0	655	-	Missouri Valley
4.	Illinois State	0-0	596	-	Missouri Valley
5.	Monmouth	0-0	571	-	Metro Atlantic
6.	UT Arlington	0-0	478	-	Sun Belt
7.	UNCW	0-0	461	-	Colonial
8.	Valparaiso (1)	0-0	444	-	Horizon
9.	Chattanooga	0-0	441	-	Southern
10.	Long Beach State	0-0	432	-	Big West
11.	Princeton	0-0	403	-	Ivy League
12.	Akron	0-0	387	-	Mid-American
13.	Belmont	0-0	363	-	Ohio Valley
14.	BYU	0-0	350	-	West Coast
15.	Fort Wayne	0-0	334	-	Summit
16.	Ohio	0-0	217	-	Mid-American
17.	Northern Iowa	0-0	212	-	Missouri Valley
18.	Stephen F. Austin	0-0	202	-	Southland
19.	North Dakota State	0-0	194	-	Summit
20.	Florida Gulf Coast	0-0	178	-	Atlantic Sun
21.	ETSU	0-0	135	-	Southern
22.	Siena	0-0	122	-	Metro Atlantic
23.	Grand Canyon	0-0	107	-	Western Athletic
24.	New Mexico State	0-0	102	-	Western Athletic
25.	Yale	0-0	83	-	Ivy League

THE SUMMIT LEAGUE

SUMMIT STANDINGS

through Nov. 1

Team	Overall (Pct.)	Sum. (Pct.)
Denver	0-0 (.000)	0-0 (.000)
Fort Wayne.....	0-0 (.000)	0-0 (.000)
IUPUI.....	0-0 (.000)	0-0 (.000)
North Dakota St.	0-0 (.000)	0-0 (.000)
Omaha	0-0 (.000)	0-0 (.000)
Oral Roberts	0-0 (.000)	0-0 (.000)
South Dakota	0-0 (.000)	0-0 (.000)
South Dakota St.	0-0 (.000)	0-0 (.000)
Western Illinois.....	0-0 (.000)	0-0 (.000)

UPCOMING SCHEDULE

Date	Game	Time
11/11	Oral Roberts at Baylor	7 pm
	IUPUI at Eastern Kentucky	8 pm
	Arkansas St. at North Dakota St.	8 pm
	Fort Wayne at Arkansas	8 pm
	Western Illinois at Kansas St.	9 pm
	South Dakota at Drake	9:30 pm
	South Dakota St. at California	10 pm
11/12	Omaha at UC Santa Barbara	5 pm
	Jacksonville at Denver	9 pm
11/13	IUPUI at Michigan	12 pm
	Kenyon at Fort Wayne	2:30 pm
	Bowling Green at South Dakota	4:15 pm
	Minn.-Morris at North Dakota St.	6 pm
	Oak Hills Christian at Western Ill.	6 pm
	Omaha at USC	7 pm
11/14	Rogers St. at Oral Roberts	8 pm
	South Dakota St. at UC Irvine	10 pm
11/15	Omaha at Kansas St.	8 pm
11/16	Fort Wayne at Illinois St.	7 pm
	Wayne St. at South Dakota St.	8 pm
	Presentation at South Dakota	8 pm
	SEMO at Western Illinois	8 pm
11/17	Doane at South Dakota	8 pm
	Denver at San Jose St.	10 pm
11/18	Howard at IUPUI	2 pm
	Mississippi at Oral Roberts	3 pm
	Navy at North Dakota St.	4 pm
11/19	tba at IUPUI	1 pm
	Rice at Omaha	2 pm
	North Dakota St. vs. UNCG	7 pm
	UMass Lowell at Fort Wayne	7 pm
	Western Illinois at Eastern Illinois	8 pm
	South Dakota St. at Wyoming	10 pm

IUPUI IN SUMMIT STATS

as of Nov. 1 [denotes NCAA ranking]

Category	Summit [Nat Rk.]	Stat
Scoring	n/a.....	0.0 ppg
Scoring Defense.....	n/a.....	0.0 ppg
Scoring Margin.....	n/a.....	0.0 ppg
Free Throw %	n/a.....	00.0%
Field Goal %	n/a.....	00.0%
Field Goal % Def.....	n/a.....	00.0%
3Pt Field Goal %.....	n/a.....	00.0%
3Pt Field Goal % Def.....	n/a.....	00.0%
Rebounding Offense	n/a.....	0.0 rpg
Rebounding Defense	n/a.....	0.0 rpg
Rebounding Margin	n/a.....	0.0 rpg
Blocked Shots	n/a.....	0.0 bpg
Assists	n/a.....	0.0 apg
Steals	n/a.....	0.0 spg
Turnover Margin.....	n/a.....	0.0 to/gm
Assist/TO Ratio.....	n/a.....	0.0 a/to
Offensive Rebounds.....	n/a.....	0.0 rpg
Defensive Rebounds.....	n/a.....	0.0 rpg
Defensive Reb. Pct	n/a.....	00.0%
Offensive Reb. Pct	n/a.....	00.0%
3Pt Field Goals Made.....	n/a.....	0.0 3's/gm
Home Attendance.....	n/a.....	000/gm

Player Summit [Natl Rk.] Stat

Date	Loc	Score	Res.
2-10-98	A	69-73	L
12-12-98	H	74-61	W
12-13-14	H	64-73	L
in Indianapolis: 1-1			
in Richmond: 0-1			

STATISTICAL COMPARISON (2015-16 STATS)

IUPUI	Category	EKU
13-19	Record	15-16
9-7	Conf. Record	6-10
188	RPI	211
68.2	Scoring Off.	80.5
73.8	Scoring Def.	79.1
-5.7	Scoring Margin	+1.4
.422	FG%	.491
.459	FG% Def.	.461
.333	3FG%	.395
.337	3FG% Def.	.376
.705	FT%	.730
34.5	Reb. Average	32.2
35.8	Opp. Reb. Average	35.5
-1.3	Rebound Margin	-3.3
10.0	Offensive Reb.	8.8
24.5	Defensive Reb.	23.4
11.1	Assists Avg.	15.9
13.3	TO Avg.	14.7
12.7	Opp. TO	15.1
-0.7	TO Margin	+0.3
6.7	Steals Avg.	7.0
2.5	Blocks Avg.	3.1
5.7	3FG Made	8.3

PROJECTED EKU STARTERS (EXH. STATS)

#	Pos	Name	Ht.	Cl.	PPG	RPG	APG	FG	3FG	FT
2	G	Asante Gist	5-11	Fr.	22.0	2.0	5.0	.545	.667	1.000
5	G	Isaac McGlone	6-0	Sr.	18.0	1.0	5.0	.571	.800	.750
10	F	Nick Mayo	6-9	So.	13.0	6.0	1.0	1.000	---	.750
11	F	Jaylen Babb-Harrison	6-4	Sr.	8.0	5.0	3.0	.222	.333	1.000
12	F	Zach Charles	6-7	Jr.	10.0	7.0	1.0	1.000	---	.667
OFF THE BENCH										
0	G	Djuanta Weaver	5-10	So.	---	---	---	---	---	---
1	F	Marlon Adams	6-6	Fr.	2.0	2.0	0.0	.250	.000	---
3	F	DeAndre Dishman	6-6	Fr.	4.0	3.0	0.0	.400	---	---
4	G	Dillon Avare	6-0	Jr.	6.0	0.0	1.0	.400	.400	---
13	F	Jackson Davis	6-8	Jr.	---	---	---	---	---	---
14	G	Daniel Parke	6-1	Jr.	---	---	---	---	---	---
15	G	Kirkland Humphrey	6-0	So.	---	---	---	---	---	---
21	F	Lachlan Anderson	6-8	Fr.	---	---	---	---	---	---
22	G	Trevor Hill	6-1	Fr.	---	---	---	---	---	---
31	G	Parker Chitty	6-2	Fr.	0.0	0.0	3.0	---	---	---

Head Coach: Dan McHale (2nd season)

NEWS, NOTES & STORYLINES

EXHIBIT A

IUPUI cruised to an 87-74 win over St. Joseph's College in its lone exhibition game of the season, paced by 14 apiece from **Darell Combs** (2-7 FG, 8-8 FT) and **Ron Patterson** (5-7 FG, 3-4 3's). The Jaguars led by as many as 25 late in the game before yielding a large SJC run to close the game with the reserves on the floor.

Six others finished with eight points each as the starting frontcourt of **Matt O'Leary** and **Evan Hall** combined on 16 points (7-8 FG) and 14 rebounds in just 35 combined minutes.

IUPUI shot 51 percent from the floor and held St. Joseph's to just 31 percent shooting.

The major bugaboo on the scoresheet was the number of times IUPUI turned it over. The Jags committed 26 miscues leading to 26 St. Joe's points. Every IUPUI player that saw action except **D.J. McCall** (18 minutes) and **Noah Thomas** (5 minutes) had at least one turnover.

Gardner was able to play 15 different players with **Kellon Thomas** (8 pts, 3 ast) playing a team-high 24 minutes as the starting point guard.

YEAR THREE

Year three looks to be a big year for Head Coach **Jason Gardner** and the IUPUI men's program. Gardner's team finished fourth in The Summit League a year ago and returns a core that includes the top two scorers from a year ago in **Darell Combs** (16.3 ppg) and **Matt O'Leary** (10.3 ppg, 6.0 rpg).

Combs was voted Second Team All-Summit League a year ago and was a preseason First Team All-Summit League selection this year. Meanwhile O'Leary, who owns a 3.79 and is majoring in Management, was an Academic All-District 5 selection.

In addition, Gardner's squad welcomes a pair of impact transfers in Kent State-graduate **Kellon Thomas** and Syracuse-transfer **Ron "Buss" Patterson**. Thomas started every game for the Flashes a year ago and led KSU in assists and threes made, while Patterson is a former top-150 recruit before originally committing to Indiana.

FAMILIAR FACES

All total, IUPUI boasts eight guys with at least one season under their belts.

Junior **Aaron Brennan** has played in 60 career games and made 33 starts at IUPUI while **Josh James** returns to the program after a season away from basketball. The 6-foot-9 James has appeared in 52 games and made 13 starts from 2013-15 before taking last year off.

Six others - Combs, O'Leary, **Evan Hall, T.J. Henderson, D.J. McCall** and **Grant Sinn** - have one year of IUPUI experience.

O'Leary started all 32 games last season while Combs started 29 times. Hall made 11 starts and McCall made 15 starts as a true freshman in 2015-16 before redshirting last season.

HOMECOMINGS

IUPUI was an easy choice for a pair of transfers, expected to play major roles this season. Both **Ron "Buss" Patterson** and **Kellon Thomas** are Indianapolis-natives and wanted to return to the Circle City to complete their college careers.

In addition, the duo played AAU basketball together alongside **Matt O'Leary** for Indiana Elite.

Another reason Patterson chose IUPUI was to honor his Broad Ripple High School teammate, the late **Steven Jamison**, who died of cancer in July 2010 who was committed to play at IUPUI and wore No. 25 (hence why Patterson wears 25). Patterson has a large "Steven" tattoo across his chest, honoring his deceased friend.

Patterson chose IUPUI over a group that included Kent State, Ball State, Georgia State, Illinois State, Houston and Eastern Michigan. Thomas picked IUPUI over a group that included Purdue, Minnesota, Northwestern, Seton Hall, Ball State, Duquesne, Georgia State, UIC and Jacksonville.

PRESEASON PICKS

IUPUI was picked fourth or fifth by nearly every major publication this season and was voted fifth in The Summit League's preseason polls. Here's a breakdown of where IUPUI sat in the preseason publications:

Athlon Sports: 5th
Blue Ribbon: 5th
NBC Sports: 4th
USA Today: 4th
Lindy's: 5th
The Sporting News: 5th

FOR OPENERS

IUPUI is 1-1 in season openers under Gardner with each of the past two openers coming against Indiana State. The Jags lost to ISU in overtime two years ago, but avenged the loss with a convincing road win in Terre Haute last season.

In IUPUI's Division I-era, the Jaguars are 10-8 in season openers.

NEW TEAM

IUPUI played Eastern Kentucky in Gardner's first season two years ago, dropping a 74-63 contest inside Indiana Farmers Coliseum.

Amazingly, only three players on the current IUPUI roster appeared in that game.

Brennan earned a start and had 11 points, 3 rebounds and 3 assists in 28 minutes as a true freshman. James (2 pts) played seven minutes off the bench and McCall (6 pts, 3 reb, 3 ast, 3 stl) played 25 minutes off the bench.

KENTUCKY NATIVE

This marks the lone game inside the Bluegrass State for the Jaguars this season, meaning the lone homecoming for sophomore **Evan Hall**.

Hall is from Hindman, Ky., roughly 125 miles south east of Richmond, near the Virginia border.

HOT COMBS

The end of the 2015-16 season came at a bad time for then-junior **Darell Combs**, who closed the season on a high note, earning the Summit League's final Player of the Week honor. He had a career night in a loss to South Dakota, pumping in 32 points (11-20 FG, 6-11 3's, 4-4 FT) in 35 minutes against the Coyotes.

In doing so, he became the first IUPUI player to hit for at least 30 points in a game since Donovan

NEWS & NOTES (CONT.)

Gibbs scored 32 against Judson in January 2014.

Two days after, he tossed in 31 points and a career-high eight assists in the Jaguars' 80-77 upset of Fort Wayne, including hitting 6-of-7 from beyond the arc.

He became the first IUPUI player to net back-to-back 30+ scoring games since current NBAer **George Hill** did so in January 2008.

SIMPLE MATH

The key to winning games in Head Coach **Jason Gardner's** first two seasons on the job has been pretty simple - make shots.

Gardner's team is 11-1 (.917) in games in which it's made 50 percent from the floor or better and 21-5 (.808) when shooting a higher percentage than its opponents.

SCOURING THE HOOSIER STATE

The bulk of IUPUI's roster is made up of Indiana natives as 13 of the 17 listed are from the Hoosier State. The only out-of-state players on the Jaguars' roster are Combs and true freshman **Elyjah Goss** (both from Illinois), sophomore **Evan Hall** (Kentucky) and true freshman **Giovanni Fraser** (Florida).

Of the 13 from the Hoosier State, five are from Indianapolis and Brennan is from a northern suburb of the city.

Of the current 17 players, Gardner has brought 14 to IUPUI. Only **Aaron Brennan**, **D.J. McCall** and **Josh James** were recruited by the previous staff.

HOW'D THEY GET HERE?

Everyone's path to Division I basketball is different. The Jags have a number of individuals that have taken different treks to IUPUI. Here's a quick rundown of 'how'd they get here'?

Graduate Transfers (1): Kellon Thomas (Kent St.)

Transfers (5): Combs (Eastern Mich.), O'Leary (Loyola), Patterson (Syracuse), Rogers (Toledo, will sit out 2016-17), Sinn (North Park)

True Freshmen (7): Borgman, Brennan, Fraser, Goss, Hall, Henderson, McCall

Prep School (4): Hudson, James, Jones, N. Thomas

TRUE NEWBIES

IUPUI's collection of freshmen this season consists of signees **Anthony Jones**, **Elyjah Goss** and **Giovanni Fraser** and non-scholarship additions **Evan Borgman** and **Chad Hudson**.

Jones, a 6-foot-5 swingman, attended FCI Prep in Sebring, Fla., last season where he averaged better than 20 points, five boards and four assists per game.

Goss, a bouncy 6-foot-7 forward, earned honorable mention All-State honors in Illinois a year ago and finished as Plainfield (Ill.) East's career leader in rebounds.

Fraser, a 6-foot-8 post player, averaged 15 points, 11 rebounds and two blocked shots per game as a senior, earning Third Team All-Broward County honors for 4A-2A schools.

Borgman, a skilled 6-foot-9 forward, averaged better than 18 points, eight rebounds and three blocked shots per game at Jac-Cen-Del High School.

Hudson, a 5-foot-11 guard, posted 11 points, four assists and 1.5 steals per game at Don Bosco Prep after a four-year career at Jeffersonville High School.

MEDIA DEALS

Virtually every IUPUI game will be heard on 97.5 FM Fox Sports Radio and 1260 WNDE in Central

UNIVERSITY QUICK FACTS

Location	Indianapolis, Ind.
Founded	1969
Nickname	Jaguars
Colors	Red, gold & black
Enrollment	30,690
Affiliation	NCAA Division I
Conference	The Summit League
Home Facility (Cap.)	Indiana Farmers Coliseum (6,800)
Chancellor	Nasser Paydar
Athletics Director	Dr. Roderick Perry
Website	www.IUPUIJags.com
Twitter	@IUPUIJaguars
Athletics Phone	(317) 278-5247
Mailing Address	1000 Waterway Blvd. Indianapolis, IN 46202

BASKETBALL HISTORY

First Yr. of basketball	1972
Seasons of basketball	45th
Seasons of Division I basketball	19th
Division I (1998-pres.) Record	246-263 (.483)
NCAA Appearances	1
Last NCAA Appearance	2003
Last Postseason Appearance	2010 (CBI - Second Round)

Indiana this year. Morgan Adcock (pxp) returns to the mic as the Voice of the Jaguars again this season.

In addition, every IUPUI home game will be broadcast on ESPN3 as Greg Rakestraw (pxp) and Hall of Famer Bob Lovell (analyst) will be the primary tandem on the call.

SMART CATS

Led by O'Leary's 3.79 mark, five returners boast a GPA of 3.0 or better heading into the fall semester. Below is a rundown of those individuals:

O'Leary - 3.79 (Management)

Brennan - 3.39

(Organizational Leadership & Supervision)

McCall - 3.28 (Informatics)

Sinn - 3.18 (Sports Management)

N. Thomas - 3.11

(Organizational Leadership & Supervision)

PLAYING PERCENTAGES

Below are the percentages returning of IUPUI's major statistical categories in 2016-17.

POINTS: 56.8% returns (1238/2181)

REBOUNDS: 51.4% returns (521/1014)

ASSISTS: 61.7% returns (219/355)

MINUTES: 51.6% returns (3,325/6,450)

3's MADE: 60.1% returns (110/183)

BLOCKS: 38.3% returns (31/81)

STEALS: 54.0% returns (115/213)

THE DEPARTED

IUPUI's two-man senior class of **Marcellus Barksdale** and **Mason Archie** are both considered key losses, particularly at the defensive end.

The 6-foot-5 Barksdale finished his career ranked second all-time in games played (134) and made 95 starts in an IUPUI uniform. He was a two-time honorable mention All-Summit League selection, averaging 8.5 points and 5.1 rebounds per game his final season. He also finished his IUPUI career ranked among the program's top-10 all-time in rebounds, steals and blocked shots.

Archie, a two-year letterwinner, started 44 times in 62 appearances in an IUPUI uniform. He averaged 6.2 points per game and hit 51 treys and was considered the Jags' top perimeter defender last season.

Both inked professional deals this past summer with Barksdale signing to play with TG s.Oliver Wuerzburg in Germany's Pro B League and Archie signing with Barreteros de Zacatecas in the top league in Mexico (LNBP).

7,054 POINTS

Few coaching staffs can match the production of the IUPUI coaching quartet during their respective playing days. All total, IUPUI's four coaches combined to score 7,054 points in their four-year careers, led by Gardner's 1,984 points at Arizona. Gardner later had his No. 22 jersey retired at Arizona.

Scott Gillespie scored 1,871 points in his four years at Ripon (Wisc.) College while Associate Head Coach Matt Crenshaw tallied 938 points in four seasons with the Jaguars.

The newest addition to the IUPUI coaching staff, former Purdue standout Roy Hairston, scored 574 points in two years with the Boilermakers from 1995-97. He scored 1,687 points in two seasons at Hutchinson (Kan.) Community College, finishing as the program's all-time leading scorer and earning a spot in the NJCAA Hall of Fame.

ANOTHER NEW FACE

IUPUI added another new face to the bench in the offseason as longtime Cathedral High School head coach Andy Fagan joined the Jaguars' staff as a Senior Advisor.

Fagan hired Gardner as an assistant at Cathedral prior to his taking a job on the Loyola staff. Fagan coached the Irish to a state runner-up finish in 2013 and city championships in 2012 and 2013.

He coached a number of Division I players, including Collin Hartman (Indiana), Matt Gregory (Notre Dame) and Mo Evans (Fort Wayne).

2016-17 MISCELLANEOUS STATISTICS

IUPUI'S RECORD WHEN...

	'16-17	2017	Under
	Overall	Summit	Gardner
Home:	0-0	0-0	13-10
Away:	0-0	0-0	10-27
Neutral:	0-0	0-0	0-3
Overtime:	0-0	0-0	2-6
Lead @ Halftime:	0-0	0-0	18-5
Trail @ Halftime:	0-0	0-0	4-32
Tied @ Halftime:	0-0	0-0	1-3
Leading w/ 5:00 left:	0-0	0-0	17-3
Trailing w/ 5:00 left:	0-0	0-0	3-35
Tied w/ 5:00 left:	0-0	0-0	3-2
Shooting 50% or better:	0-0	0-0	11-1
Shooting 40-50%:	0-0	0-0	11-16
Shooting less than 40%:	0-0	0-0	1-23
Shooting better % than opp.	0-0	0-0	21-5
Shooting worse % than opp.	0-0	0-0	2-35
Scoring less than 60:	0-0	0-0	3-21
Score 60-69 pts:	0-0	0-0	4-12
Score 70-79 pts:	0-0	0-0	10-5
Score 80-89 pts:	0-0	0-0	6-2
Score 90+ pts:	0-0	0-0	0-0
Opp. scores less than 60:	0-0	0-0	5-5
Opp. scores 60-69 pts:	0-0	0-0	11-11
Opp. scores 70-79 pts:	0-0	0-0	4-14
Opp. scores 80-89 pts:	0-0	0-0	3-8
Opp. scores 90+ pts:	0-0	0-0	0-2
Commit less TO than opp.	0-0	0-0	9-13
Commit more TO than opp.	0-0	0-0	14-25
Commit same TO as opp.	0-0	0-0	0-2
Outrebound opponent:	0-0	0-0	14-13
Outrebounded:	0-0	0-0	9-26
Rebounding is equal:	0-0	0-0	0-1
Bench outscores opp.:	0-0	0-0	20-25
Bench is outsourced:	0-0	0-0	3-14
Bench scoring is equal:	0-0	0-0	0-1
Hit more FT than opp.:	0-0	0-0	16-6
Hit less FT than opp.:	0-0	0-0	6-32
Hit same FT as opp.:	0-0	0-0	1-2
Hit more 3's than opp.:	0-0	0-0	7-12
Hit less 3's than opp.:	0-0	0-0	13-23
Hit same 3's as opp.:	0-0	0-0	3-5
Decided by 5 pts or less:	0-0	0-0	14-10
Decided by 6-10 points:	0-0	0-0	3-12
Decided by 10+ points:	0-0	0-0	6-18
In home whites:	0-0	0-0	14-10
In road blacks:	0-0	0-0	0-10
In road reds:	0-0	0-0	9-20
6 in double-digits:	0-0	0-0	1-0
5 in double-digits:	0-0	0-0	1-1
4 in double-digits:	0-0	0-0	5-4
3 in double-digits:	0-0	0-0	7-7
2 in double-digits:	0-0	0-0	7-23
1 in double-digits:	0-0	0-0	2-3
0 in double-digits:	0-0	0-0	0-2
On Mondays:	0-0	0-0	0-6
On Tuesdays:	0-0	0-0	0-6
On Wednesdays:	0-0	0-0	2-4
On Thursdays:	0-0	0-0	2-8
On Fridays:	0-0	0-0	3-3
On Saturdays:	0-0	0-0	13-10
On Sundays:	0-0	0-0	3-3
In November:	0-0	0-0	4-9
In December:	0-0	0-0	4-12
In January:	0-0	0-0	11-6
In February:	0-0	0-0	4-11
In March:	0-0	0-0	0-2

TIMES LED

GAMES WITH

TOTAL

Player	Pts.	Reb.	Ast.	Stl.	Blk.	10+ Pts.	20+ Pts.	10+ Reb.	3+ Ast.	3+ Blk.	3+ Stl.	3+ 3's	Dunks	Dbl-Dbls
0-Combs	0/18	0/1	0/14	0/10	0/0	0/26	0/9	0/0	0/12	0/0	0/5	0/10	0/1	0/0
1-Henderson	0/2	0/0	0/6	0/10	0/1	0/5	0/0	0/0	0/4	0/0	0/2	0/1	0/0	0/0
2-Jones	0/0	0/0	0/0	0/0	0/0	0/0	0/0	0/0	0/0	0/0	0/0	0/0	0/0	0/0
5-K.Thomas	0/0	0/0	0/0	0/0	0/0	0/0	0/0	0/0	0/0	0/0	0/0	0/0	0/0	0/0
11-James	0/0	0/1	0/0	0/3	0/8	0/1	0/0	0/1	0/0	0/0	0/1	0/0	0/0	0/0
12-Hudson	0/0	0/0	0/0	0/0	0/0	0/0	0/0	0/0	0/0	0/0	0/0	0/0	0/0	0/0
15-O'Leary	0/3	0/13	0/8	0/9	0/7	0/18	0/1	0/2	0/12	0/0	0/3	0/1	0/2	0/1
20-Sinn	0/0	0/0	0/0	0/0	0/0	0/0	0/0	0/0	0/0	0/0	0/0	0/0	0/0	0/0
22-McCall	0/2	0/3	0/3	0/6	0/1	0/4	0/0	0/0	0/4	0/0	0/1	0/0	0/5	0/0
24-Hall	0/0	0/2	0/1	0/3	0/4	0/4	0/0	0/0	0/2	0/0	0/0	0/0	0/1	0/0
25-Patterson	0/0	0/0	0/0	0/0	0/0	0/0	0/0	0/0	0/0	0/0	0/0	0/0	0/0	0/0
32-Goss	0/0	0/0	0/0	0/0	0/0	0/0	0/0	0/0	0/0	0/0	0/0	0/0	0/0	0/0
33-Fraser	0/0	0/0	0/0	0/0	0/0	0/0	0/0	0/0	0/0	0/0	0/0	0/0	0/0	0/0
35-N.Thomas	0/0	0/0	0/0	0/0	0/0	0/0	0/0	0/0	0/0	0/0	0/0	0/0	0/0	0/0
40-Borgman	0/0	0/0	0/0	0/0	0/0	0/0	0/0	0/0	0/0	0/0	0/0	0/0	0/0	0/0
45-Brennan	0/2	0/1	0/5	0/5	0/11	0/9	0/0	0/0	0/2	1/1	0/3	0/0	0/3	0/0

totals listed by season/career

SPECIALTY STATS (IUPUI/OPP)

PP = Points in the Paint; POT = Points off Turnover; 2nd = 2nd Chance Points; BP = Bench Points

Opponent	Result	PP	POT	2nd	BP	Largest Lead	Largest Deficit	Lead Changes	Ties
# St. Joseph's College	W, 87-74	40/14	18/26	12/6	35/20	25	1	1	1
at Eastern Kentucky									
at Michigan									
Howard									
E. Michigan/Gard-Webb									
at Marquette									
at SIUE									
at Illinois State									
at Ball State									
at Illinois									
at Miami (Ohio)									
Urbana									
at Southern Utah									
at Northwestern									
Marian									
*Western Illinois									
*at North Dakota State									
*at South Dakota									
*Omaha									
*at Oral Roberts									
*South Dakota State									
*Denver									
*at Fort Wayne									
*at Western Illinois									
*North Dakota State									
*at Omaha									
*Oral Roberts									
*at South Dakota State									
*at Denver									
*Fort Wayne									
*South Dakota									
Summit Quarters									
Summit Semis									
Summit Finals									
Season Highs		0/0	0/0	0/0	0/0	0	0	0	0
Season Lows		0/0	0/0	0/0	0/0	0	0	0	0
Totals		0/0	0/0	0/0	0/0	0	0	0	0
Averages		0.0/0.0	0.0/0.0	0.0/0.0	0.0/0.0	0.0	0.0	0.0	0.0

WIN/LOSS MARGINS

Margin	W	L
1		
2		
3		
4		
5		
6		
7		
8		
9		
10		
11-15		
16-20		
21-30		
30+		

2015-2016 IUPUI STATISTICS

IUPUI Basketball IUPUI Combined Team Statistics (as of Mar 06, 2016) All games



RECORD:	OVERALL	HOME	AWAY	NEUTRAL
ALL GAMES	13-19	9-2	4-15	0-2
CONFERENCE	9-7	6-2	3-5	0-0
NON-CONFERENCE	4-12	3-0	1-10	0-2

#	Player	gp-gs	min	avg	Total		3-Point		F-Throw		Rebounds								pts	avg		
					fg-fga	fg%	3fg-fga	3fg%	ft-fga	ft%	off	def	tot	avg	pf	dq	a	to			blk	stl
00	Combs, Darell	31-29	947	30.5	165-386	.427	58-139	.417	117-155	.755	12	58	70	2.3	93	3	68	101	1	31	505	16.3
15	O'Leary, Matt	32-32	896	28.0	128-264	.485	28-101	.277	45-78	.577	40	151	191	6.0	70	2	69	56	10	32	329	10.3
04	Pickett, Jordan	26-8	672	25.8	81-211	.384	23-72	.319	59-72	.819	9	37	46	1.8	41	1	45	38	3	20	244	9.4
22	Barksdale, Marcellus	32-32	928	29.0	97-218	.445	9-33	.273	70-95	.737	42	120	162	5.1	78	4	51	57	30	50	273	8.5
33	Osborne, Nick	30-12	612	20.4	101-223	.453	16-36	.444	26-35	.743	59	122	181	6.0	103	4	11	34	13	13	244	8.1
24	Hall, Evan	23-11	383	16.7	50-97	.515	1-1	1.000	19-47	.404	41	50	91	4.0	67	4	14	17	7	10	120	5.2
02	Archie, Mason	32-25	807	25.2	51-155	.329	18-70	.257	38-51	.745	28	68	96	3.0	73	0	29	33	2	14	158	4.9
01	Henderson, T.J.	32-2	522	16.3	49-130	.377	22-64	.344	27-39	.692	5	48	53	1.7	48	1	35	44	2	30	147	4.6
45	Brennan, Aaron	32-9	569	17.8	55-144	.382	1-9	.111	26-31	.839	37	78	115	3.6	68	0	33	31	11	12	137	4.3
05	Svete, Leo	6-0	41	6.8	4-13	.308	3-10	.300	0-1	.000	1	4	5	0.8	4	0	0	0	0	0	11	1.8
31	Hubler, John	13-0	65	5.0	4-14	.286	4-11	.364	1-3	.333	0	3	3	0.2	6	0	0	4	2	1	13	1.0
20	Sinn, Grant	8-0	8	1.0	0-3	.000	0-3	.000	0-0	.000	0	1	1	0.1	0	0	0	1	0	0	0	0.0
Team											47	44	91					10				
Total.....		32	6450		785-1858	.422	183-549	.333	428-607	.705	321	784	1105	34.5	651	19	355	426	81	213	2181	68.2
Opponents.....		32	6450		843-1836	.459	186-552	.337	490-697	.703	309	838	1147	35.8	566	9	384	405	142	239	2362	73.8

TEAM STATISTICS	IUPUI	OPP
SCORING	2181	2362
Points per game	68.2	73.8
Scoring margin	-5.7	-
FIELD GOALS-ATT	785-1858	843-1836
Field goal pct	.422	.459
3 POINT FG-ATT	183-549	186-552
3-point FG pct	.333	.337
3-pt FG made per game	5.7	5.8
FREE THROWS-ATT	428-607	490-697
Free throw pct	.705	.703
F-Throws made per game	13.4	15.3
REBOUNDS	1105	1147
Rebounds per game	34.5	35.8
Rebounding margin	-1.3	-
ASSISTS	355	384
Assists per game	11.1	12.0
TURNOVERS	426	405
Turnovers per game	13.3	12.7
Turnover margin	-0.7	-
Assist/turnover ratio	0.8	0.9
STEALS	213	239
Steals per game	6.7	7.5
BLOCKS	81	142
Blocks per game	2.5	4.4
ATTENDANCE	11609	112032
Home games-Avg/Game	11-1055	19-5547
Neutral site-Avg/Game	-	2-3320

Date	Opponent		Score	Att.
11/13/15	at Indiana State	W	72-70	4131
11/16/15	at Marquette	Lot	71-75	11597
11/18/15	at NC State	L	56-79	14660
11/21/15	KENTUCKY STATE	W	86-82	971
11/23/15	at Kennesaw State	L	63-71	1262
11/24/15	vs South Alabama	L	68-78	208
11/27/15	at Georgia State	Lot	72-78	1557
12/01/15	at Ball State	L	58-61	2397
12/05/15	MIAMI (OHIO)	W	78-64	1079
12/07/15	at Purdue	L	53-80	12404
12/10/15	at Missouri State	L	74-88	4113
12/12/15	at Creighton	L	65-90	16785
12/19/15	SOUTHERN UTAH	W	82-68	886
12/22/15	at Memphis	L	48-84	10655
12/28/15	at Butler	L	54-92	8210
* 01/01/16	at South Dakota	W	77-66	1776
* 01/03/16	at Omaha	L	71-76	1579
* 01/07/16	SOUTH DAKOTA STATE	W	74-67	866
* 01/09/16	at Western Illinois	W	67-60	1002
* 01/14/16	ORAL ROBERTS	L	71-80	1006
* 01/16/16	DENVER	W	76-61	1140
* 01/23/16	at IPFW	W	84-82	1530
* 01/29/16	WESTERN ILLINOIS	W	69-67	883
* 01/31/16	NORTH DAKOTA STATE	W	73-72	1113
* 02/04/16	at Denver	L	51-53	1135
* 02/06/16	at South Dakota State	L	58-80	3792
* 02/11/16	at Oral Roberts	L	56-77	2995
* 02/17/16	OMAHA	W	88-76	1044
* 02/20/16	at North Dakota State	L	59-63	3812
* 02/25/16	SOUTH DAKOTA	L	82-85	946
* 02/27/16	IPFW	W	80-77	1675
03/06/16	vs North Dakota State	L	45-60	6432

* = Conference game

2015-2016 IUPUI STATISTICS - SUMMIT LEAGUE ONLY

IUPUI Basketball IUPUI Combined Team Statistics (as of Feb 27, 2016) Conference games



RECORD:	OVERALL	HOME	AWAY	NEUTRAL
ALL GAMES	9-7	6-2	3-5	0-0
CONFERENCE	9-7	6-2	3-5	0-0
NON-CONFERENCE	0-0	0-0	0-0	0-0

#	Player	gp-gs	min	avg	Total		3-Point		F-Throw		Rebounds				pf	dq	a	to	blk	stl	pts	avg
					fg-fga	fg%	3fg-fga	3fg%	ft-fa	ft%	off	def	tot	avg								
00	Combs, Darell	16-16	505	31.6	91-202	.450	33-71	.465	54-72	.750	5	32	37	2.3	50	2	36	39	1	15	269	16.8
15	O'Leary, Matt	16-16	454	28.4	70-137	.511	13-51	.255	19-37	.514	19	78	97	6.1	42	2	38	30	2	19	172	10.8
22	Barksdale, Marcellus	16-16	507	31.7	57-120	.475	4-13	.308	46-58	.793	22	61	83	5.2	33	0	28	28	20	25	164	10.3
04	Pickett, Jordan	14-0	351	25.1	49-112	.438	9-29	.310	29-35	.829	5	17	22	1.6	21	0	23	17	2	14	136	9.7
33	Osborne, Nick	15-0	296	19.7	54-111	.486	9-22	.409	12-18	.667	26	56	82	5.5	50	2	3	16	4	6	129	8.6
24	Hall, Evan	9-7	164	18.2	23-40	.575	0-0	.000	6-15	.400	16	17	33	3.7	21	1	8	4	4	3	52	5.8
45	Brennan, Aaron	16-9	286	17.9	29-73	.397	0-3	.000	16-20	.800	13	46	59	3.7	36	0	21	15	6	8	74	4.6
02	Archie, Mason	16-16	416	26.0	26-70	.371	5-24	.208	17-22	.773	19	37	56	3.5	37	0	21	22	1	8	74	4.6
01	Henderson, T.J.	16-0	189	11.8	18-45	.400	10-23	.435	11-12	.917	2	15	17	1.1	14	0	9	18	1	13	57	3.6
31	Hubler, John	6-0	30	5.0	3-5	.600	3-5	.600	0-0	.000	0	3	3	0.5	2	0	0	1	0	0	9	1.5
20	Sinn, Grant	3-0	2	0.7	0-2	.000	0-2	.000	0-0	.000	0	0	0	0.0	0	0	0	1	0	0	0	0.0
Team											23	25	48					3				
Total.....		16	3200		420-917	.458	86-243	.354	210-289	.727	150	387	537	33.6	306	7	187	194	41	111	1136	71.0
Opponents.....		16	3200		414-901	.459	92-274	.336	222-313	.709	143	394	537	33.6	268	4	177	199	62	113	1142	71.4

TEAM STATISTICS	IUPUI	OPP	Date	Opponent	Score	Att.
SCORING	1136	1142	* 01/01/16	at South Dakota	w 77-66	1776
Points per game	71.0	71.4	* 01/03/16	at Omaha	L 71-76	1579
Scoring margin	-0.4	-	* 01/07/16	SOUTH DAKOTA STATE	w 74-67	866
FIELD GOALS-ATT	420-917	414-901	* 01/09/16	at Western Illinois	w 67-60	1002
Field goal pct	.458	.459	* 01/14/16	ORAL ROBERTS	L 71-80	1006
3 POINT FG-ATT	86-243	92-274	* 01/16/16	DENVER	w 76-61	1140
3-point FG pct	.354	.336	* 01/23/16	at IPFW	w 84-82	1530
3-pt FG made per game	5.4	5.8	* 01/29/16	WESTERN ILLINOIS	w 69-67	883
FREE THROWS-ATT	210-289	222-313	* 01/31/16	NORTH DAKOTA STATE	w 73-72	1113
Free throw pct	.727	.709	* 02/04/16	at Denver	L 51-53	1135
F-Throws made per game	13.1	13.9	* 02/06/16	at South Dakota State	L 58-80	3792
REBOUNDS	537	537	* 02/11/16	at Oral Roberts	L 56-77	2995
Rebounds per game	33.6	33.6	* 02/17/16	OMAHA	w 88-76	1044
Rebounding margin	+0.0	-	* 02/20/16	at North Dakota State	L 59-63	3812
ASSISTS	187	177	* 02/25/16	SOUTH DAKOTA	L 82-85	946
Assists per game	11.7	11.1	* 02/27/16	IPFW	w 80-77	1675
TURNOVERS	194	199	* = Conference game			
Turnovers per game	12.1	12.4				
Turnover margin	+0.3	-				
Assist/turnover ratio	1.0	0.9				
STEALS	111	113				
Steals per game	6.9	7.1				
BLOCKS	41	62				
Blocks per game	2.6	3.9				
ATTENDANCE	8673	17621				
Home games-Avg/Game	8-1084	8-2203				
Neutral site-Avg/Game	-	0-0				

Score by Periods	1st	2nd	Totals
IUPUI	537	599	1136
Opponents	511	631	1142

2016-2017 COMPARISON STATISTICS

Opponent	1st	2nd	Score	Mar	Total FG	FG Pct	3-Pointers	3FG Pct	Free Throws	FT Pct	Rebounds	Assist	T/Over	Block	Steal	Fouls
ST. JOSEPH'S (IND.)	44/30	43/44	87-74	+13	27-53/20-64	.509/.313	7-21/9-30	.333/.300	26-32/25-33	.813/.758	51/26 +25	20/12	26/11	5/2	3/10	30/25

Note: Game totals are displayed in the format TEAM/OPPONENT for each category

2016-2017 TEAM SUPERLATIVES

<i>IUPUI High</i>	<i>IUPUI Low</i>	<i>Statistical Category</i>	<i>Opponent High</i>	<i>Opponent Low</i>
---	---	Points	---	---
---	---	First Half Points	---	---
---	---	Second Half Points	---	---
---	---	Field Goals	---	---
---	---	Field Goal Attempts	---	---
---	---	FG Percentage	---	---
---	---	3-Point Field Goals	---	---
---	---	3-Point Field Goal Att.	---	---
---	---	3-Point FG Percentage	---	---
---	---	Free Throws	---	---
---	---	Free Throw Attempts	---	---
---	---	Free Throw Percentage	---	---
---	---	Offensive Rebounds	---	---
---	---	Defensive Rebounds	---	---
---	---	Total Rebounds	---	---
---	---	Fouls	---	---
---	---	Assists	---	---
---	---	Turnovers	---	---
---	---	Blocked Shots	---	---
---	---	Steals	---	---

2016-2017 POINTS-REBOUNDS-ASSISTS

Opponent	Date	Score	00	01	02	05	11	12	15
ST. JOSEPH'S (IND.)	11/04/16	87-74 w	COMBS,DARE	HENDERSON,	JONES,ANTH	THOMAS,KEL	JAMES,JOSH	HUDSON,CHA	O'LEARY,MA
			14-4-2	8-2-4	0-3-2	8-2-3	8-5-0	0-0-0	8-7-3
Opponent	Date	Score	20	22	24	25	32	35	40
ST. JOSEPH'S (IND.)	11/04/16	87-74 w	SINN,GRANT	MCCALL,DJ	HALL,EVAN	PATTERSON,	GOSS,ELYJA	THOMAS,NOA	BORGMAN,EV
			0-1-0	0-3-4	8-7-0	14-6-0	6-5-0	0-0-0	5-0-1
Opponent	Date	Score	45						
ST. JOSEPH'S (IND.)	11/04/16	87-74 w	BRENNAN,AA						
			8-2-1						

2016-2017 INDIVIDUAL SUPERLATIVES

	<i>IUPUI</i>	<i>Opponent</i>
Points	---	---
Field Goals Made	---	---
Field Goals Attempted	---	---
Highest FG Pct. (min. 5 made)	---	---
3-Pt Field Goals Made	---	---
3-Pt Field Goals Attempted	---	---
3-Pt FG Pct. (min. 3 made)	---	---
Free Throws Made	---	---
Free Throws Attempted	---	---
Free Throw Pct. (min. 5 made)	---	---
Offensive Rebounds	---	---
Defensive Rebounds	---	---
Total Rebounds	---	---
Assists	---	---
Turnovers	---	---
Blocked Shots	---	---
Steals	---	---
Minutes Played (regulation game)	---	---
Minutes Played (OT game)	---	---

2016-2017 GAME-BY-GAME LEADERS / STARTING FIVES

<i>Opponent</i>	<i>Starting 5</i>	<i>Points</i>	<i>Rebounds</i>	<i>Assists</i>	<i>Blocks</i>	<i>Steals</i>
# St. Joseph's	Combs-Hall-O'Leary-Patterson-Thomas	2 tied w/ 14	2 tied w/ 7	2 tied w/ 4	5 tied w/ 1	3 tied w/ 1
at E. Kentucky						
at Michigan						
Howard						
EMU/Gard-Webb						
at Marquette						
at SIUE						
at Illinois St.						
at Ball St.						
at Illinois						
at Miami (OH)						
Urbana						
at Southern Utah						
at Northwestern						
Marian						
W. Illinois						
at N. Dakota St.						
at S. Dakota						
Omaha						
at Oral Roberts						
S. Dakota St.						
Denver						
at Fort Wayne						
at W. Illinois						
N. Dakota St.						
at Omaha						
Oral Roberts						
at S. Dakota St.						
at Denver						
Fort Wayne						
S. Dakota						
Summit Quarters						
Summit Semis						
Summit Finals						

HEAD COACH JASON GARDNER



Jason Gardner was named the eighth head coach in IUPUI men's basketball program's history on April 2, 2014. Gardner, the 1999 winner of the Indiana Mr. Basketball Award, spent a year on the University of Memphis bench and two seasons at Loyola prior to that.

In his first season on the Jaguars' bench, he guided IUPUI to 10 wins, more than tripling the program's Division I win total from a year prior. His hiring paid immediate dividends on the recruiting trail, as he immediately inked five Division I transfers, four of whom were former in-state

standouts.

In year two, Gardner led the Jags to a 13-win season against one of the nation's stiffest schedules, including a 9-7 mark in league play and a finish in the top half of the league standings.

Gardner has shown he's a proven recruiter, inking talent, both through high school signees, transfers and graduate transfers.

While at Memphis, Gardner helped the Tigers to a 24-10 record as Shaq Goodwin and Joe Jackson earned All-Conference accolades. In addition, Memphis forward Austin Nichols was a unanimous selection to the American Athletic Conference All-Rookie Team after averaging 9.1 points and 4.2 boards per game. Gardner was a college teammate of current Memphis Head Coach Josh Pastner at Arizona.

Prior to coming to Memphis, Gardner was an assistant under Porter Moser at Loyola, helping the Ramblers to an eight-game improvement from 2011-12 to 2012-13. He coached Ben Averkamp to All-Horizon League accolades for two straight seasons, while Loyola point guard Cully Payne was a Bob Cousy Award nominee. He also helped recruit one of the top signing classes in the Horizon League prior to the 2012-13 season. Gardner's coaching career began in 2010 when he served as an assistant at nearby Cathedral High School.

Gardner's racked up numerous accolades during his prestigious high school, college and professional playing careers. He was a 1999 McDonald's and Parade All-American while at North Central High School, finishing his prep career with a school record 1,669 points. He was a two-time Gatorade Circle of Champions Indiana Player of the Year and was named the 1998-99 Indianapolis County Player of the Year by The Indianapolis Star and Indianapolis News. His senior season, he helped NCHS to the IHSAA 4A state championship and Tournament of Champions title while averaging 22.6 points, 4.7 rebounds, 4.0 assists and 3.0 steals per game.

The 5-foot-10 point guard was recruited to the University of Arizona by legendary Head Coach Lute Olsen, where he was a four-year All-American for the Wildcats. He was the 2002-03 Naismith National Player of the Year and Lowe's Senior CLASS award recipient. He was the 2000 consensus National Freshman of the Year and closed his career as one of four players in Pac-12 history with 1,500 points, 500 assists and 200 steals for a career. He helped lead Arizona to two Pac-12 regular season titles (2000, 2003) and four consecutive NCAA Tournament berths. The Wildcats made three Sweet Sixteens (2001, 2002, 2003), two Elite Eights (2001, 2003) and were the NCAA national runner-up in 2001. All total, Arizona won 107 games during Gardner's four seasons and he still holds school records for games started (135) and minutes played (4,825), while ranking third in school history with 1,984 career points. He also finished second in threes made (318) and fourth in assists (622). He earned his degree from the university in 2011 in disciplinary studies.

Gardner later played professionally overseas for more than eight years, primarily in Germany. In 2009, he was named MVP of German Basketball Bundesliga after helping Oldenburg to the league crown, averaging 13.7 points, 4.0 assists and 3.0 boards per game. He was a two-time Basketball Bundesliga All-Star, including starting the 2007 game.

Gardner is married to the former Jacquelyn Maxberry and the couple has four children, Jasper, Jason Jr., Jacob and Jackson.



THE GARDNER FILE

School:Arizona, '11

Seasons with IUPUI: third season

Career Record: 23-40 (3rd year)

Coaching Experience:

..... 2014-pres., Head Coach, IUPUI

..... 2013-14, Assistant Coach, Memphis

..... 2011-13, Assistant Coach, Loyola (Ill.)

..... 2010-11, Assistant Coach, Cathedral H.S.



IUPUI PLAYER CAREER STATS

BRENNAN, Aaron

Season	gp-gs	min/avg	Total		3-Point		F-Throws		Rebounds				pf	fo	ast	to	blk	stl	Scoring	
			fg-fga	pct	fg-fga	pct	ft-fta	pct	off	def	tot	avg							pts	avg
2014-15	28-24	585/20.9	71-136	.522	3-8	.375	33-46	.717	36	52	88	3.1	72	1	27	44	7	21	178	6.4
2015-16	32-9	569/17.8	55-144	.382	1-9	.111	26-31	.839	37	78	115	3.6	68	0	33	31	11	12	137	4.3
TOTAL	60-33	1154/19.2	126-280	.450	4-17	.235	59-77	.766	73	130	203	3.4	140	1	60	75	18	33	315	5.3

COMBS, Darell

Season	gp-gs	min/avg	Total		3-Point		F-Throws		Rebounds				pf	fo	ast	to	blk	stl	Scoring	
			fg-fga	pct	fg-fga	pct	ft-fta	pct	off	def	tot	avg							pts	avg
2015-16	31-29	947/30.5	165-386	.427	58-139	.417	117-155	.755	12	58	70	2.3	93	3	68	101	1	31	505	16.3
TOTAL	31-29	947/30.5	165-386	.427	58-139	.417	117-155	.755	12	58	70	2.3	93	3	68	101	1	31	505	16.3

HALL, Evan

Season	gp-gs	min/avg	Total		3-Point		F-Throws		Rebounds				pf	fo	ast	to	blk	stl	Scoring	
			fg-fga	pct	fg-fga	pct	ft-fta	pct	off	def	tot	avg							pts	avg
2015-16	23-11	383/16.7	50-97	.515	1-1	1.000	19-47	.404	41	50	91	4.0	67	4	14	17	7	10	120	5.2
TOTAL	23-11	383/16.7	50-97	.515	1-1	1.000	19-47	.404	41	50	91	4.0	67	4	14	17	7	10	120	5.2

HENDERSON, T.J.

Season	gp-gs	min/avg	Total		3-Point		F-Throws		Rebounds				pf	fo	ast	to	blk	stl	Scoring	
			fg-fga	pct	fg-fga	pct	ft-fta	pct	off	def	tot	avg							pts	avg
2015-16	32-2	522/16.3	49-130	.377	22-64	.344	27-39	.692	5	48	53	1.7	48	1	35	44	2	30	147	4.6
TOTAL	32-2	522/16.3	49-130	.377	22-64	.344	27-39	.692	5	48	53	1.7	48	1	35	44	2	30	147	4.6

JAMES, Josh

Season	gp-gs	min/avg	Total		3-Point		F-Throws		Rebounds				pf	fo	ast	to	blk	stl	Scoring	
			fg-fga	pct	fg-fga	pct	ft-fta	pct	off	def	tot	avg							pts	avg
2013-14	21-0	122/5.8	17-25	.680	0-0	.000	9-11	.818	12	15	27	1.3	22	0	3	4	1	4	43	2.0
2014-15	31-13	396/12.8	38-79	.481	0-0	.000	22-32	.688	29	58	87	2.8	63	2	12	32	16	9	98	3.2
TOTAL	52-13	518/10.0	55-104	.529	0-0	.000	31-43	.721	41	73	114	2.2	85	2	15	36	17	13	141	2.7

McCALL, D.J.

Season	gp-gs	min/avg	Total		3-Point		F-Throws		Rebounds				pf	fo	ast	to	blk	stl	Scoring	
			fg-fga	pct	fg-fga	pct	ft-fta	pct	off	def	tot	avg							pts	avg
2014-15	31-15	664/21.4	52-124	.419	6-19	.316	39-61	.639	31	58	89	2.9	49	1	38	55	1	19	149	4.8
TOTAL	31-15	664/21.4	52-124	.419	6-19	.316	39-61	.639	31	58	89	2.9	49	1	38	55	1	19	149	4.8

O'LEARY, Matt

Season	gp-gs	min/avg	Total		3-Point		F-Throws		Rebounds				pf	fo	ast	to	blk	stl	Scoring	
			fg-fga	pct	fg-fga	pct	ft-fta	pct	off	def	tot	avg							pts	avg
2015-16	32-32	896/28.0	128-264	.485	28-101	.277	45-78	.577	40	151	191	6.0	70	2	69	56	10	32	329	10.3
TOTAL	32-32	896/28.0	128-264	.485	28-101	.277	45-78	.577	40	151	191	6.0	70	2	69	56	10	32	329	10.3

IUPUI PLAYER CAREER STATS

SINN, Grant

			Total		3-Point		F-Throws		Rebounds											Scoring	
Season	gp-gs	min/avg	fg-fga	pct	fg-fga	pct	ft-fta	pct	off	def	tot	avg	pf	fo	ast	to	blk	stl	pts	avg	
2015-16	8-0	8/1.0	0-3	.000	0-3	.000	0-0	.000	0	1	1	0.1	0	0	0	1	0	0	0	0.0	
TOTAL	8-0	8/1.0	0-3	.000	0-3	.000	0-0	.000	0	1	1	0.1	0	0	0	1	0	0	0	0.0	

ACTIVE PLAYER CAREER RANKINGS

Games Played		Games Started		Minutes		Points		Rebounds		Assists		Steals	
1. Brennan	60	1. Brennan	33	1. Brennan	1154	1. Combs	505	1. Brennan	203	1. O'Leary	69	1. Brennan	33
2. James	52	2. O'Leary	32	2. Combs	947	2. O'Leary	321	2. O'Leary	191	2. Combs	68	2. O'Leary	32
t-3. Henderson	32	3. Combs	29	3. O'Leary	896	3. Brennan	315	3. James	114	3. Brennan	60	3. Combs	31
t-3. O'Leary	32	4. McCall	15	4. McCall	664	4. McCall	149	4. Hall	91	4. McCall	38	4. Henderson	30
t-5. Combs	31	5. James	13	5. Henderson	522	5. James	141	5. McCall	89	5. Henderson	35	5. McCall	19
t-5. McCall	31	6. Hall	11	6. James	518	6. Henderson	136	6. Combs	70	6. James	15	6. James	13
7. Hall	23	7. Henderson	2	7. Hall	383	7. Hall	114	7. Henderson	53	7. Hall	14	7. Hall	10
8. Sinn	8	t-8. Borgman	0	8. Sinn	8	t-8. Borgman	0	8. Sinn	1	t-8. Borgman	0	t-8. Borgman	0
t-9. Borgman	0	t-8. Fraser	0	t-9. Borgman	0	t-8. Fraser	0	t-9. Borgman	0	t-8. Fraser	0	t-8. Fraser	0
t-9. Fraser	0	t-8. Goss	0	t-9. Fraser	0	t-8. Goss	0	t-9. Fraser	0	t-8. Goss	0	t-8. Goss	0
t-9. Goss	0	t-8. Hudson	0	t-9. Goss	0	t-8. Hudson	0	t-9. Goss	0	t-8. Hudson	0	t-8. Hudson	0
t-9. Hudson	0	t-8. Jones	0	t-9. Hudson	0	t-8. Jones	0	t-9. Hudson	0	t-8. Jones	0	t-8. Jones	0
t-9. Jones	0	t-8. Patterson	0	t-9. Jones	0	t-8. Patterson	0	t-9. Jones	0	t-8. Patterson	0	t-8. Patterson	0
t-9. Patterson	0	t-8. Sinn	0	t-9. Patterson	0	t-8. Sinn	0	t-9. Patterson	0	t-8. Sinn	0	t-8. Sinn	0
t-9. K. Thomas	0	t-8. K. Thomas	0	t-9. K. Thomas	0	t-8. K. Thomas	0	t-9. K. Thomas	0	t-8. K. Thomas	0	t-8. K. Thomas	0
t-9. N. Thomas	0	t-8. N. Thomas	0	t-9. N. Thomas	0	t-8. N. Thomas	0	t-9. N. Thomas	0	t-8. N. Thomas	0	t-8. N. Thomas	0

Field Goals Made		FG Attempts		Free Throws Made		FT Attempts		Threes Made		Threes Attempted		Blocks	
1. Combs	165	1. Combs	378	1. Combs	117	1. Combs	155	1. Combs	58	1. Combs	139	1. Brennan	18
2. Brennan	126	2. Brennan	280	2. Brennan	59	2. Brennan	77	2. O'Leary	28	2. O'Leary	101	2. James	17
3. O'Leary	128	3. O'Leary	264	3. O'Leary	45	3. O'Leary	78	3. Henderson	22	3. Henderson	64	3. O'Leary	10
4. Sinn	55	4. Henderson	130	4. McCall	39	4. McCall	61	4. McCall	6	4. McCall	19	4. Hall	7
5. McCall	52	5. James	104	5. James	31	5. Hall	47	5. Brennan	4	5. Brennan	17	5. Henderson	2
6. Hall	50	6. Hall	97	6. Henderson	27	6. James	43	6. Hall	1	6. Sinn	3	t-6. Combs	1
7. Henderson	49	7. McCall	55	7. Hall	19	7. Henderson	39	t-7.Borgman	0	t-7.Borgman	0	t-6. McCall	1
t-8. Borgman	0	8. Sinn	3	t-8. Borgman	0	t-8. Borgman	0	t-7.Fraser	0	t-7.Fraser	0	t-8. Borgman	0
t-8. Fraser	0	t-9.Borgman	0	t-8. Fraser	0	t-8. Fraser	0	t-7.Goss	0	t-7.Goss	0	t-8. Fraser	0
t-8. Goss	0	t-9.Fraser	0	t-8. Goss	0	t-8. Goss	0	t-7.Hudson	0	t-7.Hudson	0	t-8. Goss	0
t-8. Hudson	0	t-9.Goss	0	t-8. Hudson	0	t-8. Hudson	0	t-7.James	0	t-7.James	0	t-8. Hudson	0
t-8. Jones	0	t-9.Hudson	0	t-8. Jones	0	t-8. Jones	0	t-7.Jones	0	t-7.Jones	0	t-8. Jones	0
t-8. Patterson	0	t-9.Jones	0	t-8. Patterson	0	t-8. Patterson	0	t-7.Patterson	0	t-7.Patterson	0	t-8. Patterson	0
t-8. Sinn	0	t-9.Patterson	0	t-8. Sinn	0	t-8. Sinn	0	t-7.Sinn	0	t-7.Sinn	0	t-8. Sinn	0
t-8. K. Thomas	0	t-9.K. Thomas	0	t-8. K. Thomas	0	t-8. K. Thomas	0	t-7.K. Thomas	0	t-7.K. Thomas	0	t-8. K. Thomas	0
t-8. N. Thomas	0	t-9.N. Thomas	0	t-8. N. Thomas	0	t-8. N. Thomas	0	t-7.N. Thomas	0	t-7.N. Thomas	0	t-8. N. Thomas	0

IUPUI RETURNER/TRANSFER CAREER-HIGHS

#0 DARELL COMBS - CAREER HIGHS

Points:	32	vs. South Dakota (2/25/16)
Rebounds:	7	at Marquette (11/16/15)
Assists:	8	vs. Fort Wayne (2/27/16)
FG:	11	vs. South Dakota (2/25/16)
FGA:	20	vs. South Dakota (2/25/16)
3FG:	6	twice
3FGA:	11	vs. South Dakota (2/25/16)
FT:	9	twice
FTA:	14	at Indiana St. (11/13/15)
Blocks:	1	vs. Denver (1/16/16)
Steals:	4	at Georgia State (11/27/15)
Minutes:	39	at Marquette (11/16/15)

#11 JOSH JAMES - CAREER HIGHS

Points:	17	vs. Judson (1/2/14)
Rebounds:	10	vs. Omaha (2/28/15)
Assists:	2	at Oral Roberts (1/7/15)
FG:	7	vs. Judson (1/2/14)
FGA:	8	vs. Judson (1/2/14)
3FG:	---	
3FGA:	---	
FT:	3	vs. Judson (1/2/14)
FTA:	4	at Evansville (12/6/14)
Blocks:	2	five times
Steals:	3	vs. South Dakota (1/24/15)
Minutes:	30	vs. Omaha (2/28/15)

#22 D.J. MCCALL - CAREER HIGHS

Points:	14	at Purdue (11/16/14)
Rebounds:	6	three times
Assists:	5	vs. Oral Roberts (2/5/15)
FG:	4	four times
FGA:	8	twice
3FG:	2	at Milwaukee (11/19/14)
3FGA:	2	five times
FT:	7	at N.C. Central (12/29/14)
FTA:	10	at N.C. Central (12/29/14)
Blocks:	1	at Oral Roberts (1/7/15)
Steals:	3	vs. Eastern Kentucky (12/13/14)
Minutes:	38	at North Dakota State (2/19/15)

#45 AARON BRENNAN - CAREER HIGHS

Points:	14	twice
Rebounds:	7	at Denver (2/4/16)
Assists:	4	vs. South Dakota (2/25/16)
FG:	7	vs. Ball State (11/22/14)
FGA:	10	vs. South Dakota (1/24/15)
3FG:	1	four times
3FGA:	3	at Marquette (11/16/15)
FT:	6	vs. Omaha (2/28/15)
FTA:	7	vs. Omaha (2/28/15)
Blocks:	3	at South Dakota (1/1/16)
Steals:	3	three times
Minutes:	34	vs. Omaha (2/28/15)

#1 T.J. HENDERSON - CAREER HIGHS

Points:	16	vs. Omaha (2/17/16)
Rebounds:	7	vs. North Dakota State (3/6/16)
Assists:	4	at Purdue (12/7/15)
FG:	6	vs. Omaha (2/17/16)
FGA:	10	at Butler (12/28/15)
3FG:	3	vs. South Alabama (11/24/15)
3FGA:	6	twice
FT:	3	five times
FTA:	5	at Memphis (12/22/15)
Blocks:	1	at NC State (11/18/15)
Steals:	4	vs. Denver (1/16/16)
Minutes:	30	vs. South Alabama (11/24/15)

#15 MATT O'LEARY - CAREER HIGHS

Points:	20	vs. Western Illinois (1/29/16)
Rebounds:	12	vs. North Dakota State (3/6/16)
Assists:	9	vs. Fort Wayne (2/27/16)
FG:	9	vs. Western Illinois (1/29/16)
FGA:	13	at South Dakota State (2/6/16)
3FG:	4	at NC State (11/18/15)
3FGA:	8	at NC State (11/18/15)
FT:	5	vs. Kentucky State (11/21/15)
FTA:	6	three times
Blocks:	2	twice
Steals:	5	vs. Fort Wayne (2/27/16)
Minutes:	36	twice

#24 EVAN HALL - CAREER HIGHS

Points:	14	twice
Rebounds:	9	at Omaha (1/3/16)
Assists:	3	twice
FG:	6	twice
FGA:	8	three times
3FG:	1	at Indiana St. (11/13/15)
3FGA:	1	at Indiana St. (11/13/15)
FT:	4	vs. Southern Utah (12/19/15)
FTA:	8	at South Dakota (1/1/16)
Blocks:	1	seven times
Steals:	2	three times
Minutes:	27	at South Dakota (1/1/16)

#5 KELLON THOMAS - CAREER HIGHS

Points:	22	twice
Rebounds:	5	six times
Assists:	6	twice
FG:	8	at NJIT (12/7/15)
FGA:	15	twice
3FG:	6	at NJIT (12/7/15)
3FGA:	11	at Miami (Ohio) (2/27/16)
FT:	11	at Ball State (1/19/16)
FTA:	13	vs. Ohio (1/16/16)
Blocks:	1	three times
Steals:	3	twice
Minutes:	31	three times

#20 GRANT SINN - CAREER HIGHS

Points:	-	---
Rebounds:	1	at Purdue (12/7/15)
Assists:	-	---
FG:	-	---
FGA:	1	three times
3FG:	-	---
3FGA:	1	three times
FT:	-	---
FTA:	-	---
Blocks:	-	---
Steals:	-	---
Minutes:	2	at Purdue (12/7/15)

#25 RON PATTERSON - CAREER HIGHS

Points:	13	vs. Colgate (12/22/14)
Rebounds:	4	twice
Assists:	4	five times
FG:	5	vs. Colgate (12/22/14)
FGA:	12	vs. Binghamton (12/7/13)
3FG:	3	vs. Colgate (12/22/14)
3FGA:	7	vs. St. John's (12/6/14)
FT:	2	twice
FTA:	6	at Virginia Tech (1/3/15)
Blocks:	2	at Georgia Tech (1/7/15)
Steals:	2	five times
Minutes:	27	at Notre Dame (2/24/15)

FIRST-YEAR PLAYER SEASON/CAREER-HIGHS

	#2 ANTHONY JONES	#12 CHAD HUDSON	#32 ELY JAH GOSS	#33 GIOVANNI FRASER	#35 NOAH THOMAS	#40 EVAN BORGMAN
Points:	---	---	---	---	---	---
Rebounds:	---	---	---	---	---	---
Assists:	---	---	---	---	---	---
FG:	---	---	---	---	---	---
FGA:	---	---	---	---	---	---
3FG:	---	---	---	---	---	---
3FGA:	---	---	---	---	---	---
FT:	---	---	---	---	---	---
FTA:	---	---	---	---	---	---
Blocks:	---	---	---	---	---	---
Steals:	---	---	---	---	---	---
Minutes:	---	---	---	---	---	---

2016-2017 BOX SCORES

EXH. GAME ♦ IUPUI 87, ST. JOSEPH'S COLLEGE 74 (INDIANA FARMERS COLISEUM)

St. Joseph's (Ind.) 74

#	Player	Total			3-Ptr	Rebounds			PF	TP	A	TO	Blk	Stl	Min
		FG-FGA	FG-FGA	FT-FTA	Off	Def	Tot								
05	WILLIAMS, Kindred	f	3-9	0-0	6-10	2	2	4	3	12	0	0	1	0	29
42	JEFFIRS, Nick	f	2-5	0-2	2-2	1	1	2	1	6	1	1	1	1	19
01	DANIELS, Davone	g	4-10	2-7	3-3	1	1	2	0	13	4	2	0	2	26
22	HARDAWAY, CJ	g	3-4	2-2	7-8	0	1	1	4	15	2	3	0	3	19
34	WEBSTER, Davious	g	2-10	2-7	2-2	1	2	3	4	8	0	1	0	1	28
03	GILLESPIE, Eric		3-9	3-8	0-0	0	2	2	2	9	2	0	0	1	20
04	JOHNSON III, Joe		0-1	0-0	0-0	0	0	0	0	0	0	0	0	0	5
10	NUNN, Chris		1-4	0-2	2-4	1	0	1	3	4	2	1	0	0	16
25	CARPENTER, Isaiah		1-6	0-0	0-0	0	2	2	4	2	0	1	0	1	10
30	WILLIAMS, Nic		1-4	0-1	2-2	0	2	2	4	4	0	1	0	0	15
31	ROBINSON, Nigel		0-1	0-0	0-0	0	1	1	0	0	0	0	0	0	5
33	MOSS, Michael		0-1	0-1	1-2	0	0	0	0	1	1	0	0	1	8
Team						1	5	6					1		
Totals			20-64	9-30	25-33	7	19	26	25	74	12	11	2	10	200
FG % 1st Half: 9-32 28.1% 2nd half: 11-32 34.4% Game: 20-64 31.3% Deadball															
3FG % 1st Half: 4-15 26.7% 2nd half: 5-15 33.3% Game: 9-30 30.0% Rebounds															
FT % 1st Half: 8-13 61.5% 2nd half: 17-20 85.0% Game: 25-33 75.8% 4,1															

IUPUI 87

#	Player		Total			3-Ptr			Rebounds			PF	TP	A	TO	Blk	Stl	Min
			FG-FGA	FG-FGA	FT-FTA	Off	Def	Tot	Off	Def	Tot							
15	O'LEARY, Matt	f	3-3	0-0	2-2	0	7	7	4	8	3	1	1	1	19			
24	HALL, Evan	f	4-5	0-0	0-1	2	5	7	3	8	0	2	1	0	16			
00	COMBS, Darell	g	2-7	2-5	8-8	1	3	4	2	14	2	4	0	1	21			
05	THOMAS, Kellon	g	1-7	0-3	6-7	0	2	2	4	8	3	2	1	0	24			
25	PATTERSON, Ron	g	5-7	3-4	1-1	3	3	6	3	14	0	3	0	0	18			
01	HENDERSON, T.J.		3-8	1-5	1-1	0	2	2	3	8	4	4	0	0	18			
02	JONES, Anthony		0-0	0-0	0-0	0	3	3	1	0	2	1	0	0	13			
11	JAMES, Josh		3-4	0-0	2-2	2	3	5	1	8	0	1	1	0	13			
12	HUDSON, Chad		0-0	0-0	0-2	0	0	0	1	0	0	2	0	0	2			
20	SINN, Grant		0-0	0-0	0-0	0	1	1	1	0	0	1	0	0	2			
22	McCALL, D.J.		0-0	0-0	0-0	0	3	3	2	0	4	0	0	1	18			
32	GOSS, Elyjah		2-5	0-1	2-2	2	3	5	1	6	0	2	0	0	11			
35	THOMAS, Noah		0-0	0-0	0-0	0	0	0	0	0	0	0	1	0	5			
40	BORGMAN, Evan		2-2	1-1	0-0	0	0	0	1	5	1	2	0	0	5			
45	BRENNAN, Aaron		2-5	0-2	4-6	0	2	2	3	8	1	1	0	0	15			
Team						0	4	4										
Totals						27-53	7-21	26-32	10	41	51	30	87	20	26	5	3	200
FG % 1st Half: 13-29			44.8%	2nd half: 14-24			58.3%	Game: 27-53			50.9%	Deadball						
3FG % 1st Half: 3-11			27.3%	2nd half: 4-10			40.0%	Game: 7-21			33.3%	Rebounds						
FT % 1st Half: 15-16			93.8%	2nd half: 11-16			68.8%	Game: 26-32			81.3%	2						

Officials: Tim Stewart (R), Brad Clauss, Jabir Walker
Technical fouls: St. Joseph's (Ind.)-None. IUPUI-None.
Attendance: 1007
Exhibition game

Score by periods	1st	2nd	Total
IUPUI (Ind.)	20	44	74

Points	In Paint	Off T/O	2nd Chance	Fast Break	Bench